



QUICK RECOVERY FOR MS POWERPOINT

[Quick Recovery](#)

[Operation steps](#)

[Who Suffers most](#)

[Features Of Quick Recovery PowerPoint](#)

[Repairing File](#)

[Frequently Asked Questions](#)

Quick Recovery for PowerPoint

Quick Recovery for PowerPoint is an advance PowerPoint file recovery software tool. It recovers corrupted PowerPoint slide data from damaged PowerPoint files. Quick Recovery for PowerPoint performs a complete recursive scan of the damaged MS PowerPoint file and extracts the PowerPoint slide and the slide data from it. Quick Recovery for PowerPoint software uses GFETch (Guided File Excavation Technology) for searching and retrieving the data and hence is a fast, simple and easy to use repairing tool. Quick Recovery supports MS PowerPoint 2003, MS PowerPoint XP, MS PowerPoint 2000, MS PowerPoint 97 files.

Reasons for PowerPoint Corruption are:

- Software corruption
- Power failure
- Computer crashes
- Do not exiting Microsoft PowerPoint file properly (i.e. rebooting when the system hangs)

There are two operation steps:

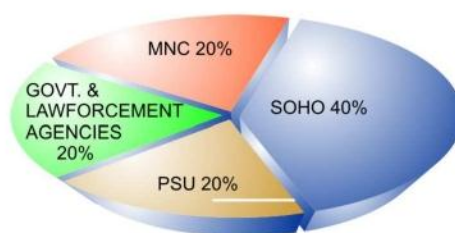
Select & Analysis:

This step involves the complete diagnosis and search operation. Quick Recovery for PowerPoint searches and cross verifies for the relevant file information, such as header, footer, signature, version, date & time stamp etc. For analysis and repairing two modes are provided: Quick and Advance. Quick Repair speedy analyses of the file and saves. Most of the cases are resolved in this mode itself. Cases where file corruption is major i.e. Apart from header & footer, file structure is deeply damaged then choose Advanced Repair. This is an exhaustive method where all corrupted areas of file are excavated and analyzed. Both the modes of repairing are read only, safe to use and no damage or write operations are performed on corrupted file.

Repair & Save:

After the Analysis, all files will be saved automatically on the predefined location.

Who suffers most?



FEATURES OF QR POWERPOINT

- Quick and automated analysis
- Supports .ppt file format : **Microsoft Power Point**
- Recover and repair damaged **PowerPoint** files
- Supports Windows Platform and Microsoft office 97 and above.
- Unique Guided File Excavation Technology (GFETch)
- Simple and well guided steps to recover files
- All recovery cases possible that have been experienced by Unistal have been incorporated
- Developed by experienced data recovery experts

100% data repair is possible if:

- Header or footer is corrupted
- Internal structure of the file is corrupted
- File summary, user or track information is corrupted
- File is edited using some other package
- If internal links are intact

HOW QUICK RECOVERY FOR POWERPOINT WORKS?

- Install Quick Recovery for MS PowerPoint on Windows OS hard disk
- Run Quick Recovery from the desktop or from Programs
- Browse and select the corrupt .ppt, which you want to repair
- Select the mode
- By clicking on Next, the analysis+repairing+saving process will start

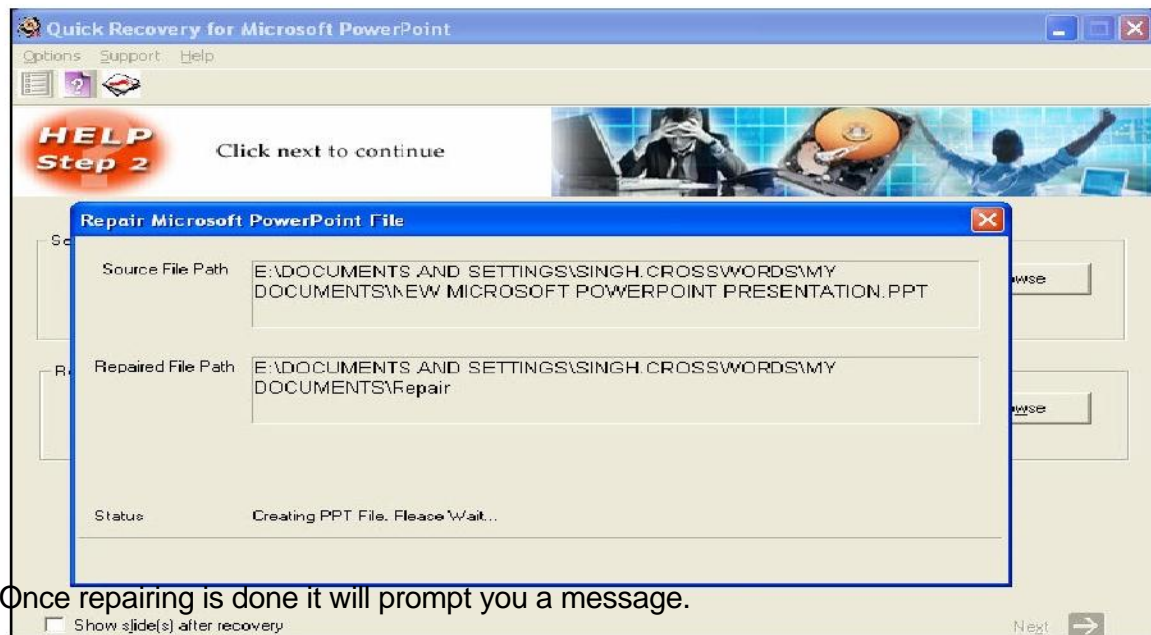
Repairing File

Select source file path which you want to repair. Select repaired file path where the repaired file will be stored. Then click on Quick Repair option. After making all the selection Click on Next Button.

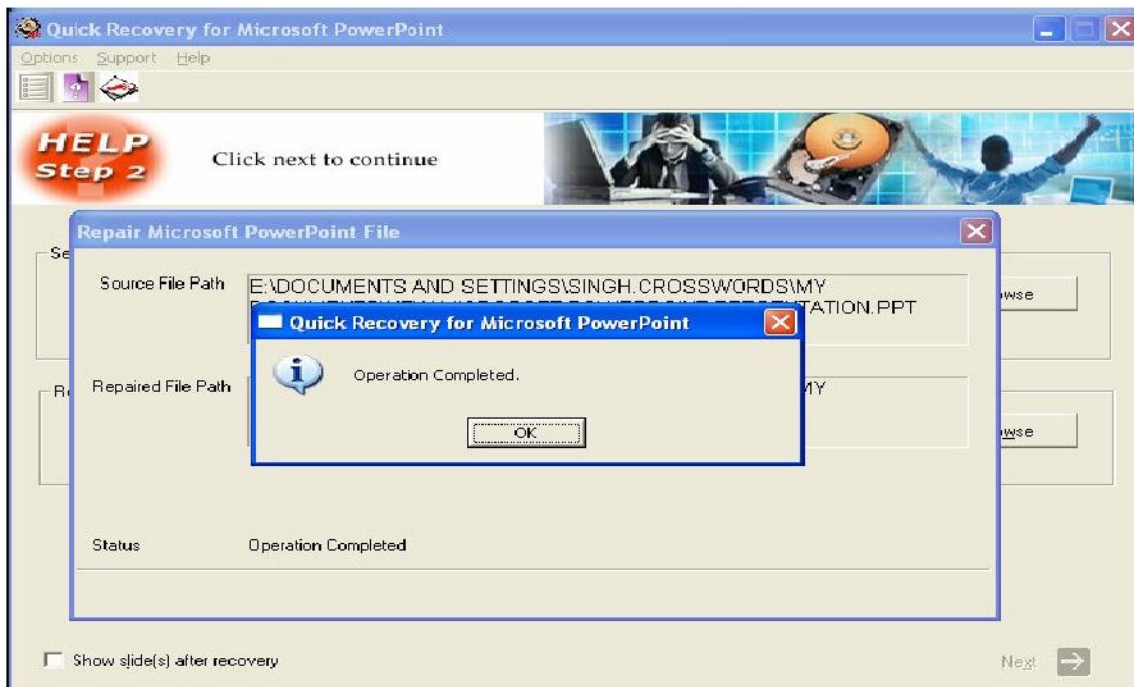
Note:- It will not make any changes to source document. First it will copy that file to repaired path then it will start operation on it.



Show slide(s) after recovery option displays slide show after recovering data from corrupted file. Next dialog will be progress dialog which will show you the repairing process



Once repairing is done it will prompt you a message.



Microsoft PowerPoint Versions Supported

- MS PowerPoint with *.ppt & *.ppf (i.e. 97, 2000, 2002 & 2003)

System Requirements

- Windows NT/2000/XP/2003 Server/Vista/ Windows 7/ Windows 8
- Microsoft PowerPoint 97, 2000, 2002(XP), 2003 & 2007.
- 800MHz processor or higher.
- RAM:
 - 256 MB (Windows XP)
 - 1 GB (Windows Vista, Windows 7 and Windows 8)
- 50 MB available hard disk space

FREQUENTLY ASKED QUESTIONS

Can Quick Recovery for PowerPoint recover my PowerPoint presentation(s)?

The effective way to find out if a PowerPoint presentation is recoverable is to try the demo version of Quick Recovery for PowerPoint on it. Visit the [Download Demo](#) page to get a free copy of the demo.

Why are recovered PowerPoint presentations smaller than original ones?

This is normal. The damaged parts of your PowerPoint presentation will convert to zero size on output. The other common reason of file size decrease is when some of features of the original PowerPoint presentation are not supported and therefore absent from the recovered PowerPoint presentation.

How long would I need to wait for the product after purchasing it?

After Purchasing you will immediately get a download link to download the product. After Installation and Registration you will get password on your mail immediately.

How much time will it take to repair my corrupt excel file?

Time for repairing the corrupt file depends on the size of the file and the intensity of corruption caused to the file.

In general it takes around **1-3 minutes** to scan and repair the corrupt file.

Can it recover deleted PowerPoint files from my hard drive?

No, Quick Recovery PowerPoint is a File Repair Software; it can only repair corrupt files. **To recover your deleted excel file** use [Quick Recovery for FAT + NTFS - Data Recovery Software](#)